



Progressa™ Bed System

Advancing mobility.

Hill-Rom

Enhancing outcomes for
patients and their caregivers.

PROGRESSA™ BED SYSTEM
ADVANCING MOBILITY.

The critical care environment is becoming more demanding and complex each year.

The Progressa™ bed system responds to the evolving needs of caregivers, patients and health care facilities. More than just a bed, the Progressa™ bed system is a therapeutic device that acts as a seamless extension of the health care team.

The Progressa™ bed system has features that help support early mobility and is intended to be used to treat or prevent pulmonary or other complications associated with immobility. In addition, the flexibility of the Progressa™ bed system platform allows you to configure the bed to your current needs and make upgrades as those needs change.



OVERVIEW

The pressure to do more with less is one of today's top health care challenges.

The Progressa™ bed system was designed with the entire acute care experience in mind.

- Offers solutions that respond to the pressing needs of patients, caregivers and providers
- StayInPlace™ technology accommodates the elongation of the patient as the patient sits up
- Includes reminders and alerts that may help caregivers comply with protocols and increase efficiency

3-MODE BED
EXIT ALARM

CAREGIVER PENDANT

CAREGIVER PODS

AUXILIARY OUTLET

HANDSFREE®
FOOT PEDAL CONTROLS

SIDE EGRESS
SUPPORT

FULL BATTERY
BACKUP

HANDSFREE®
CPR RELEASE

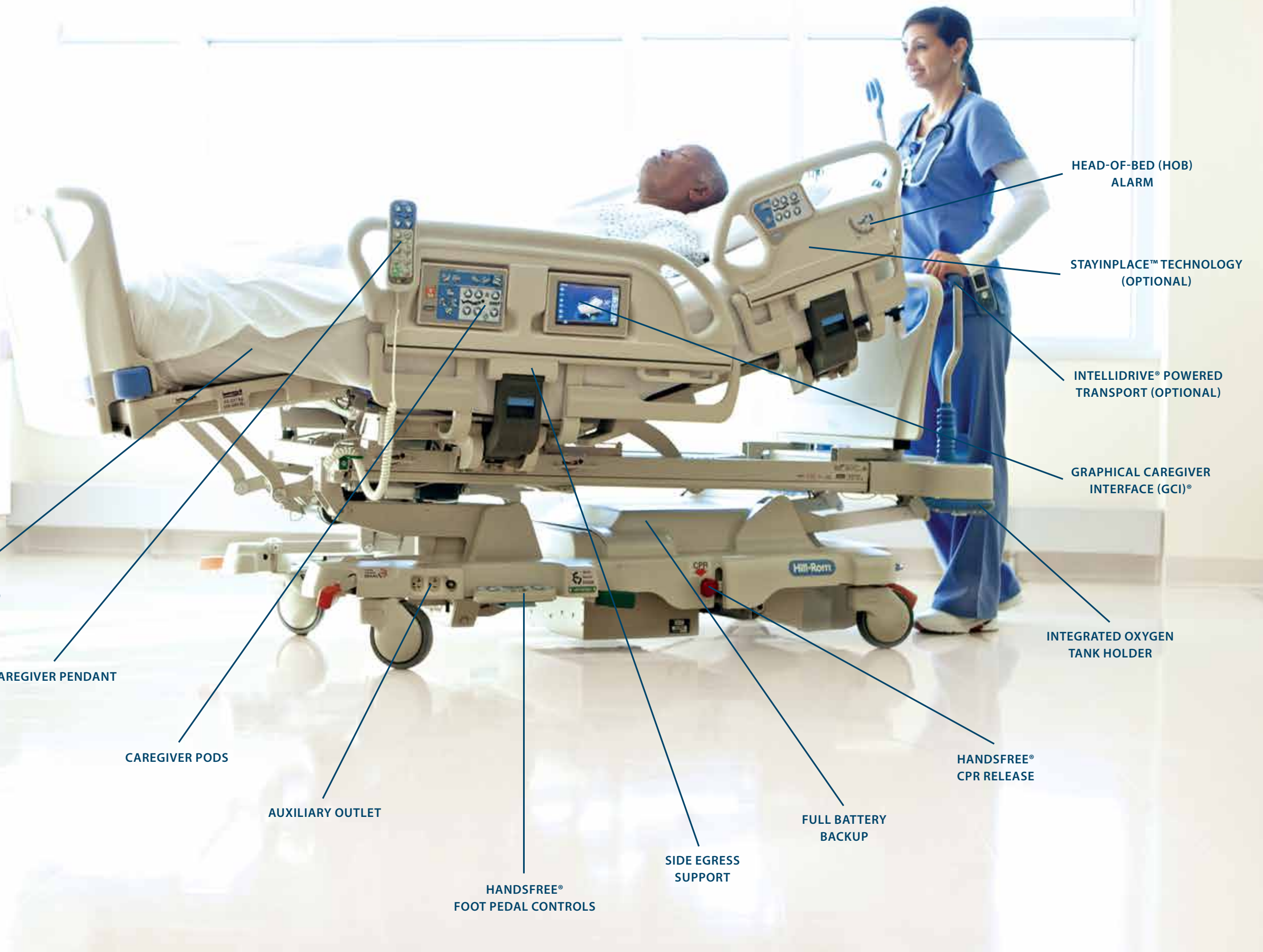
HEAD-OF-BED (HOB)
ALARM

STAYINPLACE™ TECHNOLOGY
(OPTIONAL)

INTELLIDRIVE® POWERED
TRANSPORT (OPTIONAL)

GRAPHICAL CAREGIVER
INTERFACE (GCI)®

INTEGRATED OXYGEN
TANK HOLDER



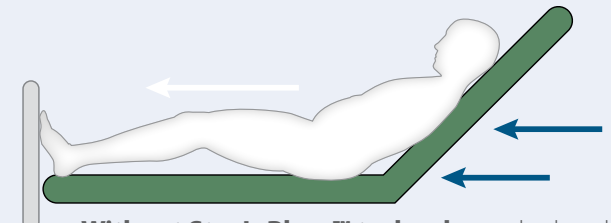
Managing patient migration is a physically demanding, time-intensive task.

StayInPlace™ technology is available only with the Progressa™ bed system.

- Designed to help address patient migration
- Responds dynamically to the patient's head-of-bed angle

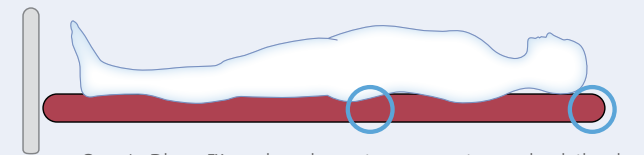
How StayInPlace™ technology works

Traditional hospital beds put pressure on the lower back, which may cause the patient to migrate toward the foot of the bed.

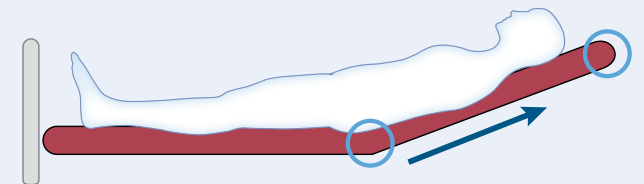


Without StayInPlace™ technology, the head-of-bed angle can put pressure on the patient's lower back, which can cause migration toward the foot end of the bed.

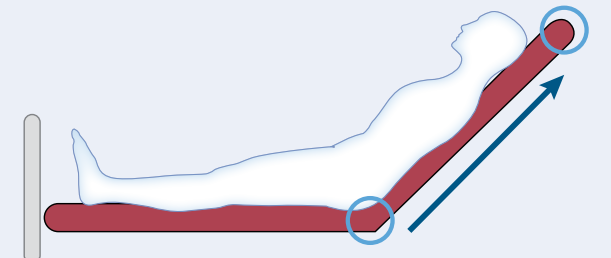
StayInPlace™ technology allows the Progressa™ bed system frame and surface to lengthen and grow as the head of the bed is raised.



StayInPlace™ technology is not activated while the patient is in a prone position.



As the head of the bed is elevated, StayInPlace™ technology increases the surface area under the patient's upper body.



StayInPlace™ technology extends the head section of the frame and surface in unison to accommodate the natural elongation of the body as the patient sits up.

CAREGIVER CONTROL

Increased workloads require caregivers to spend more and more time on non-patient care tasks.

The Progressa™ bed system maximizes caregiver control for connectivity and efficiency.

- Received input from nurses, physicians and therapists throughout the development process
- Gained valuable insights and feedback that influenced the layout of the bed controls
- Intuitive Point-of-Care® buttons to put the right control in the right position at the right time

Safety



3-MODE BED EXIT ALARM

Three-mode bed exit sensor with silence and suspend mode options



OBSTACLE DETECT® SYSTEM

Stops bed from lowering and raises it if object is identified between upper and base frame

Connectivity



NAVICARE® NURSE CALL

Allows caregivers to quickly communicate with staff and patients



STATUS BOARD

Provides automated, real-time visibility of staff activity, bed status and patient protocols on display screens



DATA INTEGRATION

Sends bed status and patient data from bed to electronic medical records (EMR)

Efficiency



GRAPHICAL CAREGIVER INTERFACE (GCI)®

Hinged GCI® can be pre-programmed or customized manually to adjust therapies; BMI calculation based on in-bed scale data



INTELLIDRIVE® POWERED TRANSPORT (OPTIONAL)

Eases patient transport with precise stopping and turning controls



HEAD-OF-BED ALARM

Sends alert when HOB angle drops below 30° or 45°



Patient safety remains a top priority at every level of patient care.

The Progressa™ bed system's innovative features, used in conjunction with evidence-based protocols or prevention programs, may help support health care facility patient safety protocols focused on falls, pressure ulcers and ventilator-associated complications.

Fall-Related Injury Protocols

Features that support interventions and monitoring:

- 3-mode bed exit sensor and alarm
- Integrated lift systems
- Optimized bed and chair egress positions

Pressure Ulcer Protocols

Features that support proper surface selection and patient repositioning:

- Turn Assist with reminder function
- Weight-based pressure redistribution
- Therapy surface (powered air)

Ventilator-Associated Complication Protocols

Features that support interventions and monitoring:

- Digital HOB angle indicator and alarm
- Continuous Lateral Rotation Therapy (CLRT)
- Pulmonary surface (powered air)

SURFACE & FRAME

Critically ill or injured patients are at risk of developing multiple comorbidities.

The Progressa™ bed system offers a choice of surface options and frame configurations

to address immobility-associated complications in the ICU and long-term care settings. All three bed surfaces help prevent and manage skin breakdown to protect skin integrity and promote patient comfort. In addition, the pulmonary surface, which includes CLRT therapy, reduces the risk of ventilator-associated complications.



Prevention Surface (Non-powered Air)

Helps prevent and manage skin breakdown*

- Delivers consistent pressure redistribution therapy
- Patented Heel Pillow™ reduces pressure in heel area
- Viscoelastic foam topper increases comfort and envelopment for lower interface pressure

Therapy Surface (Powered Air)

Helps prevent pressure ulcers*


- Weight-based pressure redistribution
- Advanced Microclimate® technology removes excess heat and moisture
- Integrated x-ray cassette facilitates portable x-ray procedures

Pulmonary Surface (Powered Air)

Helps prevent ventilator-associated complications with CLRT

- Synchronizes with frame when CLRT or Percussion and Vibration Therapy function is activated
- Weight-based pressure redistribution
- Advanced Microclimate® technology eliminates excess heat and moisture

*In conjunction with proper turning protocol.



Easing patients out of bed

- Flexible frame configurations and optimized egress positions help caregivers move patients easily and safely through all stages of early mobilization
- Lumbar portion of the surface bladder inflates as frame enters into the chair egress position, facilitating egress from either the foot or the side of the bed
- Adjustable bed height and integrated lift system enable caregivers to advance mobility, even in seriously ill patients

CHAIR EGRESS



SIDE EGRESS







Technical Specifications

Length	88" (223.5 cm)
Width	40.5" (103 cm)
Highest Position: Top of Seat Section to Floor	35" (89 cm)
Lowest Position: Top of Seat Section to Floor	16.5" (41.9 cm)
Standard Caster	6 in" (15.24 cm)
Safe Working Load	650 lbs (295 kgs)
Maximum Patient Weight	500 lbs (227 kgs)
C-Arm Clearance	7-15" (17.8-38.1 cm)
Voltages	100/110/115/120/ 127/220/230/240
Cleanability/Infection Control	IPX4
Radiolucent Sleep Deck	Standard 17.7" x 23" (45 cm x 58.5 cm)
Place of Manufacture	USA

Articulation Specifications

Head	0°-67°
Thigh	0°-30°
Foot	0°-70°
Trendelenburg	13°
Tilt Table Function (Reverse Trendelenburg)	-18°

Mattress Details

Prevention Surface

Mattress Width	35" (88.9 cm)
Mattress Length	84" (213 cm)
Mattress Height	7.1" (18.1 cm)
Mattress Weight	31 lbs (14.1 kgs)

Therapy Surface

Mattress Width	35.5" (90.2 cm)
Mattress Length	84" (213 cm)
Mattress Height	8.34" (21.2 cm)
Mattress Weight	45 lbs (20.5 kgs)

Pulmonary Surface

Mattress Width	35.5" (90.2 cm)
Mattress Length	84" (213 cm)
Mattress Height	8.34" (21.2 cm)
Mattress Weight	49 lbs (22.3 kgs)

Hill-Rom reserves the right to make changes without notice in design, specifications and models. The only warranty Hill-Rom makes is the express written warranty extended on the sale or rental of its products.

©2013 Hill-Rom Services, Inc. ALL RIGHTS RESERVED.

ORDER NUMBER 183344 rev 1 09/25/2013 ENG – US

Zinc Number US-AC-0813-0349

The Progressa™ bed system is intended to be used to treat or prevent pulmonary or other complications associated with immobility; to treat or prevent pressure ulcers; or for any other use where medical benefits may be derived from either Continuous Lateral Rotation Therapy or Percussion/Vibration Therapy. The Progressa™ bed system is intended to provide a patient support to be used in health care environments. The Progressa™ bed system may be used in a variety of settings including, but not limited to, acute care, including critical care, step down/progressive care, medical/surgical, high acuity sub-acute care, post anesthesia care unit (PACU), and sections of the emergency department (ED). The Progressa™ bed system is capable of being used with a broad patient population as determined appropriate by the caregiver or institution.

The Progressa™ bed system, dependent upon model, is capable of supporting patient populations up to 500 lbs.

www.hill-rom.com

USA 800-445-3730
CANADA 800-267-2337

Enhancing outcomes for
patients and their caregivers:

