



Dealer: _____ Phone: _____ Client: _____

LEVO USA

Contact: _____ Email: _____

Address: _____ PO#: _____ Date: _____

City/State/Zip: _____

Purchasing through (funding source) _____

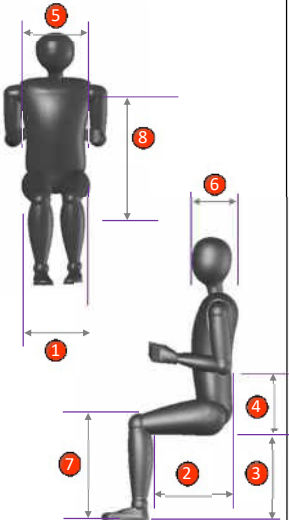
Standard Base Configuration \$15,995

- VR2 Joystick Control System
- Power Base: Overall Width 24.75". Overall Length 41.25" (incl. footplate)
- Drive Sitting or Standing
- Patented Low Shear, Angle Adjustable Backrest/Armrest System
- 2 Plus 2 Dual Drive Wheel Configuration
- Solid Seat Pan
- Center Mount Backrest
- Armrest: Flip-Up with Polyurethane Armrest Pads (W3.25" x L12.75" x 1.25" thick)
Height Adjustable (6.75"-10.25")
- Adjustable Seat Depth (13.75"-25")
- Seat Height: 18.9"-21.5"
- Vehicle Tie Downs
- Shroud Colors: Black, Blue, Red, Yellow
- Dual Flip-Up Footplates W6.25" x L9.5" with non-slip surface
- Manual Adjustable Tilt: 2.5, 5, 7.5, 10 Degrees
- Maximum Client Weight 310 lbs.
- Rear Wheel 1.5" x 6.75" Solid Poly/Mid Wheel 3" x 14" Tire with Solid Insert/Front Wheel 2.5" x 8.5" Solid Poly
- Rear Anti-Tip wheel



Anatomical Dimensions

Weight:	
Height:	
Hip Width:	1
Upper Leg Length:	2
Lower Leg Length:	3
Seat to Elbow:	4
Chest Width:	5
Chest Depth:	6
Floor to top of knee:	7
Seat to Top of Shoulder:	8



1 Hip width > Seat width

Hip width:

Seat width: Option

12.5"	Option
14"	Option
15.75"	Option
17.25"	Option
19"	Option
20.5"	Option

2 Upper leg length > Seat depth

Note: The design of the C3 dictates that the seat depth setting matches the upper leg length.

Adjustable Seat depth - Set to:

13.75"	Option	17.75"	Option	21.75"	Option
14.5"	Option	18.5"	Option	22.5"	Option
15.5"	Option	19.25"	Option	23.25"	Option
16"	Option	20"	Option	24"	Option
17"	Option	21"	Option	25"	Option

3 Lower leg length > Seat to footplate

Note: Please consider cushion thickness when choosing the seat to footplate setting

Lower leg length:

Left Set to:	Seat to footplate	Right Set to:
9.5" <input type="text"/>		9.5" <input type="text"/>
17.5" <input type="text"/>		17.5" <input type="text"/>

Seat height

To accommodate lower leg lengths of 17.75" to 19.75", the C3 is available with a 2.5" higher seat height. The seat height is not adjustable so please check the box accordingly.

18.9"	<input type="checkbox"/>	\$ -
21.5"	<input type="checkbox"/>	\$ 195

4 Seat to elbow > Arm height

Note: Please consider cushion thickness when choosing the arm height

Seat surface to elbow:

6.75" min Set to: 10.75" max

User weight

The maximum user weight is 310 lbs.
The weight of the user determines the force of the lifting springs.

User weight: lbs.

Joystick & Control System



1 VR2 control system:
- Std. control system
- 90 A Power module
- Max. 2 actuators
- Controls lights
- Programmable

Std. •



2 R-Net control system - CJSM (requires expandable controller and harness)
- Color LCD Joystick module
- 120 A Power module
- Max. 6 actuators, multiple axes
- Controls lights
- Fully programmable, multiple profiles
- Expandable


\$ 954

3 R-Net control system - CJSM2 (requires expandable controller and harness)
- Same CJSM above plus the following
- 3.5" VGA color display for improved recognition
- Paddle switches for on/off, profile/mode and speed for increased function
- Metal case for improved durability
- Loudspeaker horn for improved audio recognition

\$ 1,295

Expandable controller (required for Alternate Control) \$ 635
Expandable controller - Harness \$ 561

Joystick Mounting Options



1 Mount - Standard •
1 Mount - Swing away retractable \$ 318

Mount Joystick - Right •
Mount Joystick - Left •

2 Joystick protection guard \$ 229

Attendant Controls (for other "Alternate Controls", please see our separate order form)



Attendant control with hardware - VR2 \$ 891

Attendant control with hardware - R-Net \$ 1,181
R-Net connector block (necessary for attendant and alternate controls) \$ 329

Speed

4 mph •
5 mph •
6 mph •

Batteries

Group 22 - sealed lead - 48 Ah \$ 660
Group 24 - sealed gell - 73 Ah \$ 760

Shroud Color Options

Black •
Blue •
Red •
White •

Blue metallic \$ 595
Green metallic \$ 595
Red metallic \$ 595
Silver metallic \$ 595

Lemon reflex \$ 695
Orange reflex \$ 695
Silver reflex \$ 695

Other RAL color RAL #: \$ 895

Wheel Options



1 Drive - Block profile 3" x 14" tire with solid insert •
2 Drive - "V" profile 3" x 14" tire with solid insert •

3 Rear - Dual 1.75" x 7" tire with solid insert \$ 350



Lights

Light kit - front and rear with turn signal K0108 \$ 1,156

Seating



Power Seat Functions

Power standing system E2301 \$ 8,995
 Bodypoint chest support belt (*mandatory with standing*) E0960 \$ 172
 Knee support (*mandatory with standing, see "Knee Support" page 5*)

Stand and drive legrest Assembly K0108 \$ 2,295

1 Power tilt (*requires multiple seat function electronic kit*) E1002 \$ 5,772
 Power recline (*requires multiple seat function electronic kit*) E1004 \$ 4,500
 Power tilt & recline (*requires multiple seat function electronic kit*) E1007 \$ 10,872

Multiple seat function electronic kit E2311 \$ 3,134

Backrest - center mount

NOTE: V-trak and Motion Concepts support devices are available only on their respective backrests

Backrest - V-Trak "Dynamic Stability" with internal adjustable straps and adjustable laterals (Flexes to absorb energy, .25" padded/breathable upholstery)

V-TRAK Axxis with parallel sides

Parallel Sides with 2-3 inches of contour depth



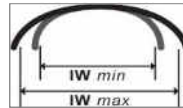
Internal adjustable spine profiling straps



Internal adjustable lateral support



Width	M	L	XL
Adjustable:	Inside Width 9.5"-12"	Inside Width 11"-13.5"	Inside Width 13.5"-15.75"
1 Height 12"	\$695 <input type="checkbox"/> E2620	\$695 <input type="checkbox"/> E2620	\$750 <input type="checkbox"/> E2620
2 Height 15.75"	\$695 <input type="checkbox"/> E2620	\$695 <input type="checkbox"/> E2620	\$750 <input type="checkbox"/> E2620
3 Height 21.5"	\$750 <input type="checkbox"/> E2620	\$775 <input type="checkbox"/> E2620	\$795 <input type="checkbox"/> E2620



V-TRAK Axxis Deep Contour (*Lateral crest is always 8.75" from bottom*)

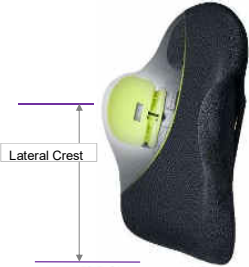
Deep contour with 5-7 Inches of contour depth



Internal adjustable spine profiling straps



Internal adjustable lateral support - Lateral adjustment for front of backrest



Width	M	L	XL	XXL
Adjustable:	Inside Width 9.5"-12"	Inside Width 11"-13.5"	Inside Width 13.5"-15.75"	Inside Width 14"-21.5"
4 Height 15.75"	\$775 <input type="checkbox"/> E2620	\$795 <input type="checkbox"/> E2620	\$825 <input type="checkbox"/> E2620	\$850 <input type="checkbox"/> E2620
5 Height 21.5"	\$775 <input type="checkbox"/> E2620	\$795 <input type="checkbox"/> E2620	\$825 <input type="checkbox"/> E2620	\$850 <input type="checkbox"/> E2620

Mounting Hardware

Adjustable mounting hardware E1028 \$ 292

6 Backrest - Motion Concepts (Proprietary Levo design) (must order mounting hardware)

Note: This is advised for client weight of over 200 lbs..

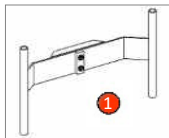
Width	12"	13"	14"	16"	17"	18"	19"	20"	
Height									
Height 14"	<input type="checkbox"/>	<input type="checkbox"/>	<input type="checkbox"/>						E2620 \$ 724
Height 16"				<input type="checkbox"/>	<input type="checkbox"/>	<input type="checkbox"/>	<input type="checkbox"/>	<input type="checkbox"/>	E2620 \$ 824
Height 20"				<input type="checkbox"/>	<input type="checkbox"/>	<input type="checkbox"/>	<input type="checkbox"/>	<input type="checkbox"/>	E2620 \$ 824

7 Mounting Hardware

Motion Concepts adjustable mounting hardware E1028 \$ 292

Backrest options

1 Dual tube conversion bracket with adjustable mounting hardware (For 3rd party backrest systems) E1028 \$ 262



Seat Cushion - memory foam with cover



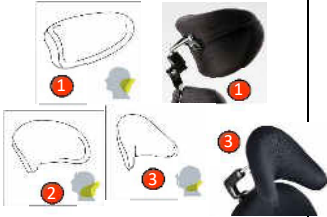
Seat width ▶ Seat depth ▼	12.5"	14"	15.75"	17.5"	19"	20.5"
14.5"-15.5"	<input type="checkbox"/>	<input type="checkbox"/>	<input type="checkbox"/>	<input type="checkbox"/>	<input type="checkbox"/>	<input type="checkbox"/>
16"-17.75"	<input type="checkbox"/>	<input type="checkbox"/>	<input type="checkbox"/>	<input type="checkbox"/>	<input type="checkbox"/>	<input type="checkbox"/>
18.5"-20"	<input type="checkbox"/>	<input type="checkbox"/>	<input type="checkbox"/>	<input type="checkbox"/>	<input type="checkbox"/>	<input type="checkbox"/>
21"-22.5"	<input type="checkbox"/>	<input type="checkbox"/>	<input type="checkbox"/>	<input type="checkbox"/>	<input type="checkbox"/>	<input type="checkbox"/>
23.25"-25"	<input type="checkbox"/>	<input type="checkbox"/>	<input type="checkbox"/>	<input type="checkbox"/>	<input type="checkbox"/>	<input type="checkbox"/>

E2601	\$	397
E2601	\$	397
E2601	\$	397
E2601	\$	397
E2601	\$	397

Additional Seat Cushion Cover

Standard	E2619	\$	219
Incontinent	E2619	\$	219

Headrest - V-Trak (must order mounting hardware)



1	Head support						
	Winged	4" deep	9.5" wide	4.5" high	E0955	\$	189
	Winged L	5" deep	11.5" wide	6" high	E0955	\$	199
2	Crecent	5" deep	11" wide	7" high	E0955	\$	275
				(requires Ball Mount hardware)			
3	Cradle (sub occipital pad)	6" deep	8.25" wide	6.5" high	E0955	\$	265
				(requires Ball Mount hardware)			

Mounting Hardware

4	V-Trak headrest mount - Adjustable	E1028	\$	199
5	V-Trak headrest mount - ball mount adjustable	E1028	\$	259
	V-Trak headrest mount - Ball mount quick release adjustable	E1028	\$	289

Headrest - Motion Concepts (must order mounting hardware)



7	Headrest	6" wide 3" high	E0955	\$	332
		8" wide 6" high	E0955	\$	332
		10" wide 6" high	E0955	\$	332
	Headrest mounting hardware - adjustable	E1028	\$	240	

Lateral Thoracic Support (must order mounting hardware)

V-Trak (available on C3 with Dual Tube Conversion only)

1	V-Trak lateral support (cane mount), pad and cover	Right	Medium	4.25"x6"	E0956	\$	179
		Left	Medium	4.25"x6"	E0956	\$	179
		Right	Large	5" x 7"	E0956	\$	179
		Left	Large	5" x 7"	E0956	\$	179
	V-Trak adjustable mounting hardware - Left	E1028	\$	189			
	V-Trak adjustable mounting hardware - Right	E1028	\$	189			

Motion Concepts (must order mounting hardware)

2	MC lateral support (cane mount), pad and cover	Right	Small	3.5"x5.25"	E0956	\$	136
		Left	Small	3.5"x5.25"	E0956	\$	136
		Right	Medium	3.75"x5.75"	E0956	\$	136
		Left	Medium	3.75"x5.75"	E0956	\$	136
		Right	Large	4.25"x6.5"	E0956	\$	136
		Left	Large	4.25"x6.5"	E0956	\$	136
	MC mounting hardware - adjustable	Right	E1028	\$	154		
		Left	E1028	\$	154		
3	MC mounting hardware - adjustable/swing away	Right	E1028	\$	222		
		Left	E1028	\$	222		

Knee Support Options (mandatory with standing)



1	Knee support "Pro" - center mount	<i>Pads adjustable H3.5"xD2.75"</i>					
		Pad 4"- 4.75"	Pair	K0108	\$	645	
	Knee support hardware - adjustable	Pad 5.5"- 6.25"	Pair	K0108	\$	645	
		Requires one	Each	E1028	\$	250	
2	Knee support - swing away	Right	Pad 4"- 4.75"	Each	K0108	\$	320
			Pad 5.5"- 6.25"	Each	K0108	\$	320
	Knee support hardware - adjustable		Pair	E1028	\$	295	
		Left	Pad 4"- 4.75"	Each	K0108	\$	320
			Pad 5.5"- 6.25"	Each	K0108	\$	320
	Knee support hardware - adjustable		Pair	E1028	\$	295	

Footplates

Footplate - angle adjustable

		Right	
80°		K0040	\$ 46
90°		K0040	\$ 46
100°		K0040	\$ 46
		Left	
80°		K0040	\$ 46
90°		K0040	\$ 46
100°		K0040	\$ 46

Accessories



1	Sideguards	Right	K0108	\$	249
		Left	K0108	\$	249

Mounting hardware - adjustable

Right	E1028	\$	159
Left	E1028	\$	159



2	Lateral thigh supports	Right	E0956	\$	129
		Left	E0956	\$	129

Lateral thigh support adjustable hardware (accommodates down to a minimum hip width of 8.75")

Right	E1028	\$	213
Left	E1028	\$	213



3	Chest support - padded roll bar		K0108	\$	695
---	---------------------------------	--	-------	----	-----

Chest support mounting hardware - removeable/adjustable

	E1028	\$	159
--	-------	----	-----



	Additional Chest support - BodyPoint Universal Neoprene- 4.5" wide - SP110L		E0960	\$	195
--	---	--	-------	----	-----



5	Shoe holder	3.75" x 7.25" Small	Right	K0108	\$	213
		3.75" x 7.25" Small	Left	K0108	\$	213
		4.5" x 8" Large	Right	K0108	\$	233
		4.5" x 8" Large	Left	K0108	\$	233




6	Push handle bar		K0108	\$	297
---	-----------------	--	-------	----	-----



7	Rear view mirror	Right	K0108	\$	98
		Left	K0108	\$	98



8	Tray table - swing away (mounted opposite joystick)		E0950	\$	282
		Tray table - swing away hardware	E1028	\$	293



9	Joystick handle type	T-bar	E2323	\$	107
		Stick	E2323	\$	107
		Softball	E2323	\$	107
		Mushroom	E2323	\$	107
		Chin	E2323	\$	107
		Ball	E2323	\$	107

EZ Lock docking system

*Note: The EZ Lock docking system is ordered direct from EZ Lock and installed by the dealer.
Note that Group 22 batteries are necessary for correct installation.
Levo is not responsible for any damage to the chair by the installation.*

Remarks

*Pricing, features, options and accessories are subject to change without prior notice.
The HCPC coding shown are recommendations only.*