



Dealer: _____ Phone: _____ Client: _____ LEVO USA

Contact: _____ Email: _____

Address: _____ PO#: _____ Date: _____

City/State/Zip: _____

Purchasing through (funding source) _____

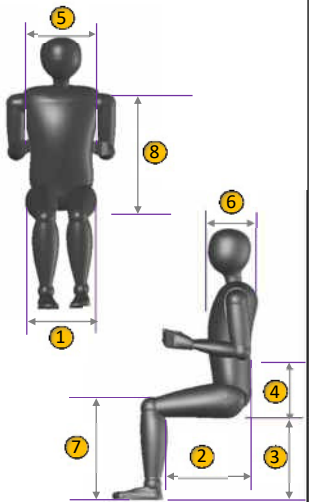
Standard Base Configuration \$16,995

- Power Base: Overall Width 26", Overall Length 43" (incl. footplate)
- Drive Sitting or Standing
- Solid Seat Pan
- Tube Style Backrest with Tension Adjustable Straps and Padded Upholstery
- Armrest: Flip-Up with Polyurethane Armrest Pads (W3.25" x L12.75" x 1.25" thick)
Height Adjustable (6"-13")
- Adjustable Seat Depth
- Seat Height Range 19.5"-25.5"
- Shroud Colors: Black, Blue, Red, White
- Footplate One Piece Flip-Up (W8.75" x D10.75")
- Maximum Client Weight 265 lbs.
- Rear Wheel 1.75" x 5" Solid Poly/Mid Wheel 3" x 14" Tire with Solid Insert/Front Wheel 2.5" x 8.5" Solid Poly



Anatomical Dimensions

Weight:	
Height:	
Hip Width: ①	
Upper Leg Length: ②	
Lower Leg Length: ③	
Seat to Elbow: ④	
Chest Width: ⑤	
Chest Depth: ⑥	
Floor to top of knee: ⑦	
Seat to Top of Shoulder: ⑧	



① Hip width > Seat width

Hip width:

Seat width:

15"	Option
17.5"	Option
19.75"	Option

② Upper leg length > Seat depth

Note: Proper seat depth is typically 2.5" shorter than the upper leg length measurement

Upper leg length:

Seat depth:

14"	Option
15"	Option
16"	Option
16.75"	Option
17.75"	Option
18.5"	Option
18.5"	Option
19.5"	Option
20.24"	Option
21"	Option
22"	Option
23"	Option

③ Lower leg length > Seat to footplate

Note: Please consider cushion thickness when choosing the seat to footplate setting

Lower leg length:

Seat to footplate:

14.5"	
15.5"	
16"	
17"	
17.75"	
18.5"	
19.25"	
20"	
21"	
21.75"	
22.5"	
23.25"	
24"	
25"	

④ Seat to elbow > Arm height

Note: Please consider cushion thickness when choosing the arm height

Seat surface to elbow:

Set to: 13" max

6" min

User weight

The maximum user weight is 265 lbs.
The weight of the user determines the force of the lifting springs.

User weight: lbs.

Joystick



① R-Net control system - CJSM (requires expandable controller and harness) - Color LCD Joystick module - 120 A Power module - Max. 6 actuators, multiple axis - Controls lights - Fully programmable, multiple profiles - Expandable	Std.		•
② R-Net control system - CJSM2 (requires expandable controller and harness) - Same CJSM above plus the following - 3.5" VGA color display for improved recognition - Paddle switches for on/off, profile/mode and speed for increased function - Metal case for improved durability - Loudspeaker horn for improved audio recognition			\$ 1,295
Expandable controller (required w/multiple power functions, compact joystick or alt control devices)	E2377		\$ 635
Expandable controller - Harness	E2313		\$ 561

Joystick Mounting Options



Mount - Standard	Std.		•
Mount - Swing away retractable	E1028		\$ 318
Mount Joystick - Right			•
Mount Joystick - Left			•
② Joystick protection guard	K0108		\$ 229

Attendant Controls (for other "Alternate Controls", please see our separate order form)



Attendant control with hardware - R-Net	E2331		\$ 1,181
R-Net connector block (necessary for attendant and alternate controls)	K0108		\$ 329

Speed

4 mph	Std.		•
5 mph	Option		•
6 mph	Option		•

Batteries

Group 22 - sealed lead - 48 Ah	E2361		\$ 660
--------------------------------	-------	--	--------

Frame Color Options

Black	Std.		•
Blue	Option		\$ -
Red	Option		\$ -
White	Option		\$ -
Blue metallic			\$ 595
Green metallic			\$ 595
Red metallic			\$ 595
Silver metallic			\$ 595
Orange reflex			\$ 695
Lemon reflex			\$ 695
Silver reflex			\$ 695
Other RAL color	RAL #:	<input type="text"/>	\$ 895

Wheel Options



① Drive - Block profile 3" x 14" tire with solid insert	Std.		•
② Drive - "V" profile 3" x 14" tire with solid insert	Option		•
③ Front - Curb climber 1.75" x 7" tire with solid insert	Pair		\$ 1,080



Lights

Light kit - Front and rear with turn signal \$ 1,041

Seating

Power Seat Functions



①

Power standing system

E2301	<input checked="" type="checkbox"/>	\$ 8,995
E0960	<input checked="" type="checkbox"/>	\$ 172

 Bodypoint chest support belt (*mandatory with standing*)
 Padded reinforced knee support (*mandatory with standing...please see page 4*)
 Stand and drive legrest assembly

K0108	<input checked="" type="checkbox"/>	\$ 2,295
-------	-------------------------------------	----------



②

Power elevating seat - 6"

E2300	<input type="checkbox"/>	\$ 2,813
-------	--------------------------	----------

 Power elevating legrest (*independent from the backrest*)

K0108	<input type="checkbox"/>	\$ 2,931
-------	--------------------------	----------



③

Power tilt & recline with elevating legrest link (must order power elevating seat)
Integrated lying/supine position to stand. Enables a lying transfers.

E1007	<input type="checkbox"/>	\$ 10,872
-------	--------------------------	-----------

Multiple seat function electronic kit (*required when combining stand and any additional power seating function*)

E2311	<input type="checkbox"/>	\$ 3,134
-------	--------------------------	----------

Backrest

Backrest - canes with tension adjustable sling and cushion - Height 16.75"

Std.	<input type="checkbox"/>	•
------	--------------------------	---

 OR

Backrest - V-Trak "Dynamic Stability" with internal adjustable straps and adjustable laterals (Flexes to absorb energy, .25" padded/breathable upholstery)
 (must order mounting hardware)

V-TRAK Axxis with parallel sides

Parallel Sides with 2-3 inches of contour depth

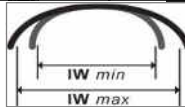


Internal adjustable spine profiling straps



Internal adjustable lateral support

Width	M	L	XL
Adjustable:	Inside Width 9.5"-12"	Inside Width 11"-13.5"	Inside Width 13.5"-15.75"
① Height 12"	\$695 <input type="checkbox"/> E2620	\$695 <input type="checkbox"/> E2620	\$750 <input type="checkbox"/> E2620
② Height 15.75"	\$695 <input type="checkbox"/> E2620	\$695 <input type="checkbox"/> E2620	\$750 <input type="checkbox"/> E2620
③ Height 21.5"	\$750 <input type="checkbox"/> E2620	\$775 <input type="checkbox"/> E2620	\$795 <input type="checkbox"/> E2620



V-TRAK Axxis Deep Contour (*Lateral crest is always 22cm from bottom*)

Deep contour with 5-7 Inches of contour depth



Internal adjustable spine profiling straps



Internal adjustable lateral support - Lateral adjustment for front of backrest

Width	M	L	XL	XXL
Adjustable:	Inside Width 9.5"-12"	Inside Width 11"-13.5"	Inside Width 13.5"-15.75"	Inside Width 14"-21.5"
④ Height 15.75"	\$775 <input type="checkbox"/> E2620	\$795 <input type="checkbox"/> E2620	\$825 <input type="checkbox"/> E2620	\$850 <input type="checkbox"/> E2620
⑤ Height 21.5"	\$775 <input type="checkbox"/> E2620	\$795 <input type="checkbox"/> E2620	\$825 <input type="checkbox"/> E2620	\$850 <input type="checkbox"/> E2620

Mounting Hardware - Adjustable

① Lite - tube style

E1028	<input type="checkbox"/>	\$ 292
-------	--------------------------	--------

 Additional set (*recommended for standing*)

E1028	<input type="checkbox"/>	\$ 292
-------	--------------------------	--------

 ② Original - flat style (*recommended for chair back widths over 19"*)

E1028	<input type="checkbox"/>	\$ 292
E1028	<input type="checkbox"/>	\$ 292

 Additional set (*recommended for standing*)

Backrest Options

Backrest - tubes only (without tension adjustable straps and cushion)

		\$ -
--	--	------

 Standard Backrest - 6" tube extension for sling back, without crossmember

		\$ 331
--	--	--------

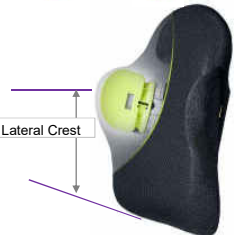
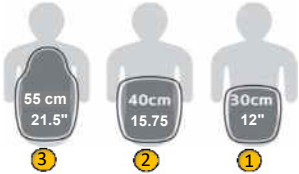
① Standard Backrest - extension, with cross member

K0108	<input type="checkbox"/>	\$ 747
K0108	<input type="checkbox"/>	\$ 764
K0108	<input type="checkbox"/>	\$ 786

 tube extension 6"
 tube extension 10"
 tube extension 13.75"

V-Trak backrest - 8" extension

K0108	<input type="checkbox"/>	\$ 543
-------	--------------------------	--------



Seat Cushion - memory foam



Seat width ▶ Seat depth ▼	12.5"	14"	15.75"	17.5"	19"	20.5"
14.5"-15.5"	<input type="checkbox"/>	<input type="checkbox"/>	<input type="checkbox"/>	<input type="checkbox"/>	<input type="checkbox"/>	<input type="checkbox"/>
16"-17.75"	<input type="checkbox"/>	<input type="checkbox"/>	<input type="checkbox"/>	<input type="checkbox"/>	<input type="checkbox"/>	<input type="checkbox"/>
18.5"-20"	<input type="checkbox"/>	<input type="checkbox"/>	<input type="checkbox"/>	<input type="checkbox"/>	<input type="checkbox"/>	<input type="checkbox"/>
21"-22.5"	<input type="checkbox"/>	<input type="checkbox"/>	<input type="checkbox"/>	<input type="checkbox"/>	<input type="checkbox"/>	<input type="checkbox"/>
23.25"-25"	<input type="checkbox"/>	<input type="checkbox"/>	<input type="checkbox"/>	<input type="checkbox"/>	<input type="checkbox"/>	<input type="checkbox"/>

E2601		\$	397
E2601		\$	397
E2601		\$	397
E2601		\$	397
E2601		\$	397

Additional Seat Cushion Cover

Standard	E2619	\$	219
Incontinent	E2619	\$	219

V-Trak Headrest (must order mounting hardware)

Head support							
①	Winged	4" deep	9.5" wide	4.5" high	E0955	\$	189
	Winged L	5" deep	11.5" wide	6" high	E0955	\$	199
②	Crecent	5" deep	11" wide	7" high	E0955	\$	275
③	Cradle (sub occipital pad)	6" deep	8.25" wide	6.5" high	E1028	\$	265

Mounting hardware				
①	V-Trak headrest mount - Adjustable	E1028	\$	199
④	V-Trak headrest mount - Ball mount adjustable	E1028	\$	259
⑤	V-Trak headrest mount - Ball mount quick release adjustable	E1028	\$	289

Lateral Supports and Hardware (must order mounting hardware)

⑥	V-Trak lateral support (cane mount), pad and cover	Right Medium 4.25"x6"	E0956	\$	179
		Left Medium 4.25"x6"	E0956	\$	179
		Right Large 5" x 7"	E0956	\$	179
		Left Large 5" x 7"	E0956	\$	179
	V-Trak adjustable mounting hardware - left	E1028	\$	189	
	V-Trak adjustable mounting hardware - right	E1028	\$	189	

Knee Support


①	Padded, reinforced knee support	K0108	\$	172
②	Rectangular knee wedge	2" x 4" K0108	\$	35
		2.5" x 4" K0108	\$	35
		3" x 4" K0108	\$	35
		2" x 6" K0108	\$	35
		3" x 6" K0108	\$	35
③	Conical knee wedge	2"- 4" x 4" K0108	\$	35
		3.5"- 4.5" x 4" K0108	\$	35
		5"- 7" x 4" K0108	\$	35
④	Knee support "Pro" - center mount (must order mounting hardware below)	Pads adjustable H3.5"xD2.75"		
		Pad 4"- 4.75" Pair	K0108	\$ 645
		Pad 5.5"- 6.25" Pair	K0108	\$ 645
	Knee support mounting hardware - adjustable	Requires one Each	E1028	\$ 250

Footplates

Footplate depth	8"	Option	\$	360
	10.75"	Std.		•
Footplate width	8.75"	Std.		•
Footplate angle	80°	K0040	\$	95
	90°	K0040	\$	95
	100°	K0040	\$	95
①	Footplate wedge	2"- 4" x 3"		\$ 76
		3"- 5" x 3"		\$ 76
②	Foot protection bar	K0108	\$	361
	Non-slip footrest surface	K0108	\$	129



Accessories



①	Sideguards	Pair	K0108	\$	292
②	Lateral thigh supports	Right	E0956	\$	129
		Left	E0956	\$	129
	Lateral thigh support adjustable hardware (accommodates down to a minimum hip width of 8.75")				
		Right	E1028	\$	213
		Left	E1028	\$	213
③	Chest support - padded roll bar		K0108	\$	695
	Chest support mounting hardware - removeable/adjustable				
			E1028	\$	159
④	Additional Chest support - BodyPoint Universal Neoprene- 4.5" wide - SP110L		E0960	\$	195
⑤	Shoe holder	3.75" x 7.25" Small	Right	K0108	\$ 213
		3.75" x 7.25" Small	Left	K0108	\$ 213
		4.5" x 8" Large	Right	K0108	\$ 233
		4.5" x 8" Large	Left	K0108	\$ 233
⑥	Push handle bar, <i>can be used with Standard and V-Trak backrest</i>		K0108	\$	297
⑦	Rear view mirror	Right	K0108	\$	98
		Left	K0108	\$	98
⑨	Tray table - swing away (<i>mounted opposite joystick</i>)		E0950	\$	282
	Tray table - swing away hardware		E1028	\$	293
a	Tray table - swing away for center mount joystick		E0950	\$	2,679
	Tray table - swing away hardware		E1028	\$	293
a	Tray table - removeable		E0950	\$	282
	Vehicle tie-down kit			\$	495
b	Support for QLK docking system, <i>without assembly cost</i>			\$	548
	Assembly cost for EZ lock brackets			\$	120
c	Backpack	Red		\$	50
		Yellow		\$	50
		Blue		\$	50
		Black		\$	50
	Protective clamp cover		Option	\$	-
d	Joystick top	T-bar	E2323	\$	107
		Stick	E2323	\$	107
		Softball	E2323	\$	107
		Mushroom	E2323	\$	107
		Chin	E2323	\$	107
		Ball	E2323	\$	107

Remarks

Pricing, features, options and accessories are subject to change without prior notice.
The HCPC coding shown are recommendations only.