

Quantum® Q6 Edge with
Static Contoured Seating
Group 3



QUANTUM REHAB®

Pride Mobility Products Corporation®
182 Susquehanna Ave., Exeter, PA 18643
Phone: (866)800-2002 • Fax: (866) 707-3422
Email: quantumorders@pridemobility.com



Discount: _____
Terms: _____
Freight: _____
Taken By: _____

Account Number: _____
Provider Name: _____
Contact: _____
Phone: _____ Fax: _____
Email: _____
Date: _____
PO#: _____
Marked For: _____
Ship to Address: _____
City: _____ State: _____ Zip: _____

Note Section

For Quantum Use:

For Provider Use:

_____	_____
_____	_____
_____	_____
_____	_____
_____	_____
_____	_____
_____	_____
_____	_____
_____	_____
_____	_____

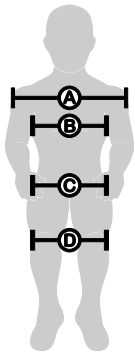
Set-to-Spec

This section must be filled out, otherwise the selection will default to the mid-range measurements.

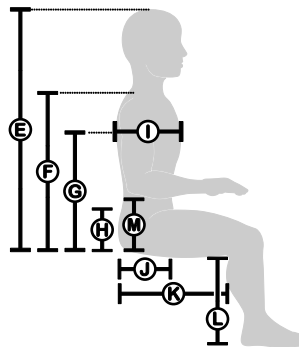
Provide legrest height.

Set Legrest Length Left: _____ Right: _____

Height: _____ **Weight:** _____



- A. Shoulder Width _____
- B. Chest Width _____
- C. Hip Width _____
- D. External Knee Width _____



- E. Maximum Sitting Height _____
- F. Shoulder Height _____
- G. Axilla Height _____
- H. PSIS Height _____
- I. Trunk Depth _____
- J. Ischial Depth _____
- K. Thigh Depth _____
- L. Lower Leg Length _____
- M. Elbow Height _____

DME providers are responsible for determining appropriate billing codes when submitting for insurance reimbursement. HCPCS codes should not be considered as legal advice. All prices are MSRP.



Quantum Q6 Edge with Contoured Seating

Description	Price	HCPCS Code
Base Model		
<input type="checkbox"/> Quantum Q6 Edge 3S-SS <i>300 lbs. wt capacity. Comes standard with a solid seat pan, 5 mph programmable motors, 8 amp off board charger. Dimensions of base without legrests are 24"W x 35.5"L</i>	\$6,308	K0848
<input type="checkbox"/> Quantum Q6 Edge 3S-C <i>300 lbs. wt capacity. Comes standard with a captain's seat (contoured seating), 5 mph programmable motors, 8 amp off board charger. Dimensions of base without legrests are 24"W x 35.5"L</i>	\$6,308	K0849
<input type="checkbox"/> Quantum Q6 Edge 3SP-C <i>For use with PES. Single power option. 300 lbs. wt capacity. Comes standard with a captain's seat (contoured seating) with an alternative drive device, 5 mph programmable motors, 8 amp off board charger. Dimensions of base without legrests are 24"W x 35.5"L</i>	\$6,308	K0857

Colors				
Metallic Colors:				
<input type="checkbox"/> ● Black	<input type="checkbox"/> ● Silver	<input type="checkbox"/> ● Candy Apple Red	<input type="checkbox"/> ● True Blue	<input type="checkbox"/> ● Sapphire Blue
<input type="checkbox"/> ● Orion Yellow	<input type="checkbox"/> ● Sunburst Orange	<input type="checkbox"/> ● Pearl Pink	<input type="checkbox"/> ● Emerald Green	<input type="checkbox"/> ● Viper Blue
Patterns: \$800 (Available through SOF)				
<input type="checkbox"/> Mossy Oak				

Motor Upgrades		
Description	Price	HCPCS Code
<input type="checkbox"/> Community Use Package <i>300 lbs. Weight Capacity; 4-Pole High Speed Motor Package; 4" wide flat free, or pneumatic, knobby, extended traction tires. Increases overall base width by 1.5"</i>	\$2,125	
<input type="checkbox"/> High Speed Motor Package <i>Programmable speed up to 6 Miles per Hour; High Speed Motors decrease per-charge range.</i>	\$1,574	
<input type="checkbox"/> Accu-Trac Motor Technology <i>Programmable speed up to 6 Miles per Hour; Delivers Enhanced Traction and Tracking, Especially with Switched Drive Controls. Requires Q-Logic 2 EX.</i>	\$1,295	K0108

Base Mounted Foot Platform	
<input type="checkbox"/> Base Mounted Foot Platform	Standard
<input type="checkbox"/> Bell Shaped Foot Platform	\$235

Drive Wheels	
<input type="checkbox"/> 3" x 14" Flat Free	Standard
<input type="checkbox"/> 4" x 14" Flat Free, Knobby, Extended Traction Tires <i>Increases overall base width by 1.5"</i>	\$551
<input type="checkbox"/> 3" x 14" Pneumatic	No Charge
<input type="checkbox"/> 4" x 14" Pneumatic, Knobby, Extended Traction Tires <i>Increases overall base width by 1.5"</i>	\$551
Rim Color Options:	
<input type="checkbox"/> Silver Standard	<input type="checkbox"/> Matching
<input type="checkbox"/> Non-Matching	
Rim Color: \$50 (Available through SOF, not available with 4"W tires)	
<input type="checkbox"/> ● Black	<input type="checkbox"/> ● Sunburst Orange
<input type="checkbox"/> ● Orion Yellow	<input type="checkbox"/> ● Candy Apple Red
<input type="checkbox"/> ● Pearl Pink	<input type="checkbox"/> ● True Blue
<input type="checkbox"/> ● Emerald Green	<input type="checkbox"/> ● Sapphire Blue
<input type="checkbox"/> ● Viper Blue	

Batteries		
<input type="checkbox"/> NF-22, 50 Amp Batteries		
<input type="checkbox"/> Maintenance Free AGM (UPG)	\$330 ea.	E2361
<input type="checkbox"/> Maintenance Free AGM (MK)	\$330 ea.	E2361
<input type="checkbox"/> Maintenance Free Gel Cell (UPG)	\$330 ea.	E2361
<input type="checkbox"/> Maintenance Free Gel Cell (MK)	\$330 ea.	E2361
<input type="checkbox"/> No Batteries		
Installation:		
<input type="checkbox"/> Batteries Installed	<input type="checkbox"/> Do Not Install	

Rear Caster Beam	
<input type="checkbox"/> Split Caster Beam	Standard
<input type="checkbox"/> Extended Rear Beam <i>For Future Rear Accessory Upgrades; Automatically included with vent tray.</i>	No Charge

LED Light Package	
<input type="checkbox"/> Through Q-Logic 2 EX or NE+ 8-Key w/ Lights	\$995





Quantum Q6 Edge with Contoured Seating

Description	Price	HCPCS Code
-------------	-------	------------

Non-Expandable Controls

<input type="checkbox"/>  75 Amp NE	Standard	
<input type="checkbox"/>  75 Amp NE+ 6-Key <i>For 3SP-C package</i>	No Charge	
<input type="checkbox"/>  75 Amp NE+ 6-Key <i>For up to 2 Actuators through joystick</i>	\$200	
<input type="checkbox"/>  75 Amp NE+ 8-Key <i>For Lights</i>	\$400	

Expandable Controls

<input type="checkbox"/>  100 Amp Q-Logic 2 EX Controller <i>Required with Q-Logic Electronics</i>	\$695	
<input type="checkbox"/>  Expandable Controller Harness <i>Required with Q-Logic Electronics</i>	\$425	
<input type="checkbox"/>  Q-Logic 2 EX Joystick	\$700	
<input type="checkbox"/>  Q-Logic 2 EX Joystick <i>For Lights</i>	\$700	


Q-Logic Color Shroud Options:

● Black *Soft Touch Standard* Matching Non-Matching

Joystick Color Shroud: \$50

● Black ● Silver ● Candy Apple Red ● True Blue ● Sapphire Blue
 ● Orion Yellow ● Sunburst Orange ● Pearl Pink ● Emerald Green ● Viper Blue

<input type="checkbox"/>  Stand Alone Joystick with External Charger Port	\$700	
<p><i>Features:</i></p> <ul style="list-style-type: none"> • Up to 3 drive profiles and 1 seating profile when used alone. • Use in conjunction w/ enhanced display for up to 5 profiles. • Auxiliary functions including Bluetooth Mouse and IR. 		


<input type="checkbox"/>  Q-Logic 2 Enhanced Display Kit	\$1,884.93	
<p><i>Includes:</i></p> <ul style="list-style-type: none"> • Enhanced Display • Flexible Gooseneck • Gooseneck Mounting Bracket <p><i>Features:</i></p> <ul style="list-style-type: none"> • Specialty controls interface w/ 3.5" LCD display • Up to 5 profiles to control drive, seat and auxiliary functions • Integrated single switch scanner, Bluetooth mouse emulator and IR controls • Bluetooth connectivity for mobile devices 		

Enhanced Display Color Options:

● Black *Soft Touch Standard* Matching Non-Matching

Display Color Shroud: \$50

● Black ● Silver ● Candy Apple Red ● True Blue ● Sapphire Blue
 ● Orion Yellow ● Sunburst Orange ● Pearl Pink ● Emerald Green ● Viper Blue

<input type="checkbox"/>  USB Mobile Device Charger	\$175	
<p><i>Available with NE, NE+ and Q-Logic 2 EX controllers; Can only charge 1 device at a time. A multiplier harness is required with all Static and Tilt only seating systems. The selection of more than 3 modules requires an additional multiplier.</i></p>		

[Click Here for Alternative Drive Devices](#)

Joystick Handles

<input type="checkbox"/> Standard Carrot Handle	Standard	
<input type="checkbox"/> Mushroom Handle	\$85	E2323
<input type="checkbox"/> T-Bar	\$120	E2323
<input type="checkbox"/> Chin Cup <i>Use HCPCS Code E2323 when Chin Cup not used in conjunction with a chin control.</i>	\$85	E2324
<input type="checkbox"/> Extended I-Handle	\$85	E2323
<input type="checkbox"/> Soft Ball Handle	\$65	E2323
<input type="checkbox"/> Medium Ball Handle	\$65	E2323
<input type="checkbox"/> Bodypoint 3 Inch Goal Post Handle	\$99	E2323
<input type="checkbox"/> Bodypoint 4 Inch Goal Post Handle	\$99	E2323



Quantum Q6 Edge with Contoured Seating

Description	Price	HCPCS Code
Joystick Mounting Brackets		
<input type="checkbox"/> Fixed, Inline <i>Not available with Q-Logic 2 EX Stand Alone Joystick.</i>	Standard	
<input type="checkbox"/> Left <input type="checkbox"/> Right		
<input type="checkbox"/> Swing-Away	\$245	E1028
<input type="checkbox"/> Left <input type="checkbox"/> Right		
<input type="checkbox"/> Inline <input type="checkbox"/> Offset		
<input type="checkbox"/> Retract4 Swing-Away Joystick Arm Kit <i>Full 180° Movement</i>	\$350	E1028
<input type="checkbox"/> Left <input type="checkbox"/> Right		
<input type="checkbox"/> Multi-Axis	\$100	E1028
<input type="checkbox"/> Left <input type="checkbox"/> Right		
<input type="checkbox"/> No Joystick Mount		

Programming		
<input type="checkbox"/>  Q-Logic EX/NE Programmer	\$545	
<input type="checkbox"/> Q-Logic PC Programming Disk w/ Cable <i>Works with Q-Logic 2 EX only.</i>	\$750	

Contoured Seating		
Depth-Adjustable High Back:		
<input type="checkbox"/> Black Vinyl, Depth Adjustable High Back, Limited Recline	No Charge	
<i>Seat comes automatically with a 60° belt and full length armrests. Any other selection would need to be added as an additional part.</i>		
<input type="checkbox"/> 18"W x 18-20"D	<input type="checkbox"/> 20"W x 18-20"D	<input type="checkbox"/> 22"W x 20-22"D
Limited Recline High Back:		
<input type="checkbox"/> Black Vinyl, High Back with Limited Recline		
<input type="checkbox"/> 16"W x 16"D	<input type="checkbox"/> 16"W x 20"D	<input type="checkbox"/> 18"W x 16"D
<input type="checkbox"/> 16"W x 18"D	<input type="checkbox"/> 16"W x 22"D	<input type="checkbox"/> 18"W x 22"D
<input type="checkbox"/> 20"W x 16"D	<input type="checkbox"/> 20"W x 22"D	
Limited Recline High Back with Solid Seat Pan:		
<input type="checkbox"/> Black Vinyl, High Back with Solid Seat Pan, Limited Recline	No Charge	
<input type="checkbox"/> 16"W x 16"D	<input type="checkbox"/> 16"W x 20"D	<input type="checkbox"/> 18"W x 16"D
<input type="checkbox"/> 16"W x 18"D	<input type="checkbox"/> 16"W x 22"D	<input type="checkbox"/> 18"W x 18"D
<input type="checkbox"/> 18"W x 16"D	<input type="checkbox"/> 18"W x 20"D	<input type="checkbox"/> 20"W x 16"D
<input type="checkbox"/> 18"W x 22"D	<input type="checkbox"/> 20"W x 18"D	<input type="checkbox"/> 20"W x 22"D
Medium Back:		
<input type="checkbox"/> Black Vinyl, Medium Back	No Charge	
<input type="checkbox"/> Black Vinyl, Medium Back with Solid Seat Pan	No Charge	
<input type="checkbox"/> 16"W x 16"D	<input type="checkbox"/> 16"W x 18"D	<input type="checkbox"/> 18"W x 16"D
<input type="checkbox"/> 18"W x 18"D		

Special Order Seat

_____ "W x _____ "D

Seat size can not exceed 22"W x 22"D

Contact your inside sales specialist for pricing

Manual Recliner:		
<input type="checkbox"/> Manual Recliner High Back with Headrest	\$600	E1226
<input type="checkbox"/> Manual Recliner High Back with Headrest and Solid Seat Pan	\$600	E1226
Color:		
<input type="checkbox"/> Gray Vinyl	<input type="checkbox"/> Beige Vinyl	
Size:		
<input type="checkbox"/> 16"W x 16"D	<input type="checkbox"/> 16"W x 20"D	<input type="checkbox"/> 18"W x 18"D
<input type="checkbox"/> 16"W x 18"D	<input type="checkbox"/> 18"W x 16"D	<input type="checkbox"/> 20"W x 16"D
<input type="checkbox"/> 18"W x 20"D	<input type="checkbox"/> 20"W x 18"D	<input type="checkbox"/> 20"W x 20"D

Armrests

Armrest Type:	Description	Price	HCPCS Code
<input type="checkbox"/>	Flip up, Height-Adjustable, Removable (each)	\$85	E0973
<input type="checkbox"/>	Manual Recline Armrests ¹	No Charge	

Left Armpad:	<input type="checkbox"/> Full Length	<input type="checkbox"/> Desk Length ²	Right Armpad:	<input type="checkbox"/> Full Length	<input type="checkbox"/> Desk Length ²
---------------------	--------------------------------------	---	----------------------	--------------------------------------	---

1. Only available with manual recline high back.

2. Not available with depth-adjustable high back seat.



Quantum Q6 Edge with Contoured Seating

Description	Price	HCPCS Code
Power Elevation Seat/Towers		
<input type="checkbox"/> Power Elevating Seat Actuator <i>Not available with manual recliner. Max seat size is 22"W x 22"D. increases seat to floor height. Includes 1/4 speed inhibit.</i>	\$1,895	E2300
<input type="checkbox"/> Through Toggle, Left	Standard	
<input type="checkbox"/> Through Toggle, Right	Standard	
<input type="checkbox"/> Through Joystick	\$1,895	
Actuator:		
<input type="checkbox"/> 6" Stroke		
<input type="checkbox"/> 7" Stroke		
<i>Required on a 22"W contoured seat.</i>		
Actuator:		
<input type="checkbox"/> 10" Lift	\$2,295	E2300
<input type="checkbox"/> Seat Towers		
<input type="checkbox"/> Standard Seat Mounts	Standard	
<input type="checkbox"/> Extended Seat Mounts	No Charge	

Contoured Seat to Floor Height

Contoured Seating:	Contoured Seating with Extended Towers:
<input type="checkbox"/> 20" Seat to Floor	<input type="checkbox"/> 23" Seat to Floor
<input type="checkbox"/> 21" Seat to Floor	<input type="checkbox"/> 24" Seat to Floor
<input type="checkbox"/> 22" Seat to Floor	<input type="checkbox"/> 25" Seat to Floor

Lap Belts

<input type="checkbox"/> 38" Lap Belt	Standard
<input type="checkbox"/> 50" Lap Belt	Standard
<input type="checkbox"/> 60" Lap Belt	Standard
<input type="checkbox"/> 70" Lap Belt	Standard
<input type="checkbox"/> 80" Lap Belt	Standard
<input type="checkbox"/> 90" Lap Belt	Standard
<input type="checkbox"/> 60" Padded Push Button, center Pull	\$115

Non-Powered Legrests

All efforts will be made to accommodate legrest length selection, but minor changes may need to be made to meet shipping guidelines. Some adjustments may be needed upon receipt of the unit. Additional foot rigging accessories can be found on page 7.

<input type="checkbox"/> 60-90° Swing-Away Legrests <i>adjustable in 5° Increments</i>	\$162	
Rigging Selection:		
<input type="checkbox"/> Standard Matching Legrests (pair)	<input type="checkbox"/> Non-Matching Legrests (pair)	<input type="checkbox"/> Individual Legrests <i>Left or Right Only</i>
Footplate Selection:		
<input type="checkbox"/> Angle-Adjustable Footplates <i>Includes Heel Loops.</i>	\$85 ea.	K0040
<input type="checkbox"/> Standard, Extruded Footplates	No Charge	

Left Legrest			Right Legrest		
Lower Extensions:			Lower Extensions:		
<input type="checkbox"/> 11"-13"L	<input type="checkbox"/> 15.5"-19.5"L		<input type="checkbox"/> 11"-13"L	<input type="checkbox"/> 15.5"-19.5"L	
<input type="checkbox"/> 13"-16.5"L			<input type="checkbox"/> 13"-16.5"L		
<input type="checkbox"/> Angle Adjustable/Multi-Axis Footplate Size:			<input type="checkbox"/> Angle Adjustable/Multi-Axis Footplate Size:		
<input type="checkbox"/> 4"W x 6"D	<input type="checkbox"/> 5"W x 8"D	<input type="checkbox"/> 6"W x 11" ^{D1}	<input type="checkbox"/> 4"W x 6"D	<input type="checkbox"/> 5"W x 8"D	<input type="checkbox"/> 6"W x 11" ^{D1}
<input type="checkbox"/> 5"W x 6"D	<input type="checkbox"/> 6"W x 8" ^{D1}	<input type="checkbox"/> 8"W x 11" ^{D2}	<input type="checkbox"/> 5"W x 6"D	<input type="checkbox"/> 6"W x 8" ^{D1}	<input type="checkbox"/> 8"W x 11" ^{D2}
<input type="checkbox"/> Standard, Extruded Footplate Size:			<input type="checkbox"/> Standard, Extruded Footplate Size:		
<input type="checkbox"/> 7.25"W x 6"D	<input type="checkbox"/> 8.5"W x 6" ^{D1}		<input type="checkbox"/> 7.25"W x 6"D	<input type="checkbox"/> 8.5"W x 6" ^{D1}	

Accessories:		
<input type="checkbox"/> Heel Loops (pair) <i>Standard on Angle Adjustable and Multi-Axis footplates</i>	\$50	E0951
<input type="checkbox"/> Wheel Bumper	\$12.50 ea.	
<input type="checkbox"/> Gel Neoprene Footrest Sleeve (pair)	\$80	K0108
<input type="checkbox"/> Therafin Multi-Axis Amputee Support (each) <input type="checkbox"/> Left <input type="checkbox"/> Right <i>Swing-Away legrest upper assembly and receiver is required</i>	\$230	E1020
<input type="checkbox"/> Amputee Support Gel Cover (each) <input type="checkbox"/> Left <input type="checkbox"/> Right	\$155	K0108

- May cause interference on seat widths less than 18"
- May cause interference on seat widths less than 20"



Quantum Q6 Edge with Contoured Seating

Description	Price	HCPCS Code
Non-Powered Legrests (cont.)		

All efforts will be made to accommodate legrest length selection, but minor changes may need to be made to meet shipping guidelines. Some adjustments may be needed upon receipt of the unit.

60-90° Swing-Away Legrest Compatibility Matrix	Contoured Seating		
	Low	Medium	High
Standard, 13" - 16.5"	!	✓	✓
Standard, 15.5" - 19.5"	!	!	!
Angle-Adjustable, 13" - 16.5"	!	✓	✓
Angle-Adjustable, 15.5" - 19.5"	!	!	!

- This rigging Configuration causes no interference issues at this seat-to-floor height.
- This rigging configuration may interfere with the ground (less than 1.75" clearance when fully extended) and will reduce obstacle climbing ability.

90° Pediatric Swing-Away Legrests No Charge

Rigging Selection:

- Standard Matching Legrests (pair)
 Non-Matching Legrests (pair)
 Individual Legrests *Left or Right Only*

Footplate Selection:

- Angle-Adjustable Footplates *Includes heel loops.*

\$85 ea. K0040

Left Legrest:

Right Legrest:

Lower Extensions:

- 7"-10"L

Lower Extensions:

- 7"-10"L

Angle Adjustable Footplate Size:

- 4"W x 6"D 5"W x 6"D

- 4"W x 6"D 5"W x 6"D

Accessories:

- Wheel Bumper

\$12.50 ea.

Pediatric Swing-Away Compatibility Matrix	Contoured Seating		
	Low	Medium	High
7"-10" Extension	✓	✓	✓

- This rigging Configuration causes no interference issues at this seat-to-floor height.

Elevating Legrests \$325 E0990

Rigging Selection:

- Standard Matching Legrests (pair)
 Non-Matching Legrests (pair)
 Individual Legrests *Left or Right Only*

Footplate Selection:

- Angle-Adjustable Footplates *Includes Heel Loops.*
 Standard, Extruded Footplates

\$85 ea. K0040

No Charge

Left Legrest Lower Extensions:

- 11"-14"¹ 14"-17"¹
 12"-14.5"² 14.5"-18"²

Right Legrest Lower Extensions:

- 11"-14"¹ 14"-17"¹
 12"-14.5"² 14.5"-18"²

Angle Adjustable Footplate Size:

- Left Legrest:**
 4"W x 6"D 5"W x 8"D 6"W x 11"³
 5"W x 6"D 6"W x 8"³ 8"W x 11"⁴

- Right Legrest:**
 4"W x 6"D 5"W x 8"D 6"W x 11"³
 5"W x 6"D 6"W x 8"³ 8"W x 11"⁴

Standard, Extruded Footplate Size:

- Left Legrest:**
 7.25"W x 6"D 8.5"W x 6"³

- Right Legrest:**
 7.25"W x 6"D 8.5"W x 6"³

Accessories:

- Heel Loops (pair) *Standard on Angle Adjustable and Multi-Axis footplates*
 Wheel Bumper
 Gel Padded Adductor Buttons (pair)

\$50 E0951

\$12.50 ea.

\$125 E0953

1. Not available with angle adjustable footplates.

2. Not available with standard, extruded footplates.

3. May cause interference on seat widths less than 18".

4. May cause interference on seat widths less than 20".

Elevating Legrest Compatibility Matrix	Contoured Seating		
	Low	Medium	High
Standard, 11" - 14"	✓	✓	✓
Standard, 14" - 17"	!	!	!
Angle-Adjustable, 12" - 14.5"	✓	✓	✓
Angle-Adjustable, 14.5" - 18"	!	!	!



- This rigging Configuration causes no interference issues at this seat-to-floor height.
- This rigging configuration may interfere with the ground (less than 1.75" clearance when fully extended) and will reduce obstacle climbing ability.



Quantum Q6 Edge with Contoured Seating

Description	Price	HCPCS Code
Additional Accessories		
<input type="checkbox"/> Oxygen Holder ¹	\$118	E2208
<input type="checkbox"/> Weather Cover, Black	\$168	
<input type="checkbox"/> Medium <input type="checkbox"/> Large		
<input type="checkbox"/> Cup Holder	\$20	
<input type="checkbox"/> Left <input type="checkbox"/> Right		
<input type="checkbox"/> Rear Basket ¹	\$118	
<input type="checkbox"/> Walker Holder ¹	\$103	
<input type="checkbox"/> Cane/Crutch Holder ¹	\$110	E2207
<input type="checkbox"/> Saddle Bag	\$35	
<input type="checkbox"/> Flag Holder ¹	\$25	

1. Not available with manual recliner

Additional Foot Rigging Accessories		
<input type="checkbox"/>  Stealth Foot Boxes (pair)	\$498.75	E0954
<input type="checkbox"/> Small <input type="checkbox"/> Medium <input type="checkbox"/> Large		
<input type="checkbox"/>  Stealth Padded Shoe Holders (pair)	\$266	K0108
<input type="checkbox"/> Small <input type="checkbox"/> Medium <input type="checkbox"/> X-Large		
Description	Price	HCPCS Code

Cushions		
<input type="checkbox"/> Matching Seat Size <input type="checkbox"/> Non-Matching Seat Size		
<i>Please refer to cushion order forms for detailed pricing, sizes, codes and part #'s</i>		
<input type="radio"/> Simplicity 8 Cushion: General Use		
<input type="checkbox"/> 16"W to 20" W"	\$110	E2601
<input type="radio"/> Solution® chh Cushion: Skin Protection & Positioning		
<input type="checkbox"/> 14" x 14" - 20" x 24"	\$	E2607
<input type="checkbox"/> 22" x 16" - 24" x 24"	\$40	E2608
<input type="radio"/> Solution® 1 Cushion: Skin Protection		
<input type="checkbox"/> 14" x 14" - 20" x 24"	\$430	E2603
<input type="checkbox"/> 22" x 16" - 24" x 24"	\$480	E2604
<input type="radio"/> Spectrum® Gel chh Cushion: Skin Protection & Positioning		
<input type="checkbox"/> 14" x 14" - 20" x 24"	\$0	E260
<input type="checkbox"/> 22" x 16" - 24" x 24"	\$50	E260
<input type="radio"/> Spectrum® Foam chh Cushion: Skin Protection & Positioning		
<input type="checkbox"/> 14" x 14" - 20" x 24"	\$	E2607
<input type="checkbox"/> 22" x 16" - 24" x 24"	\$50	E2608
<input type="radio"/> Stealth TRU-Comfort™2 SPP: Skin Protection		
<input type="checkbox"/> 14" x 14" - 20" x 24"	\$400	E2607
<input type="checkbox"/> 22" x 16" - 24" x 24"	\$500	E2608